



TopCops Parent Orientation

Welcome!

► Instructions: Please double check your mic is muted, and your camera is on! We will start soon.

► Phone: 720.261.8591

► Web site: topcopsdrivingschool.com

► Email: topcopsds@gmail.com

► Instructor: Sgt. Matt Cabot

► Proctor: Dr. Melinda Groom

Follow Us on Facebook!



facebook.com/topcopsds

Follow Us on Instagram!




instagram.com/topcopsds



GDL process starting at age 14 ½-15

1. Complete 30-hour driver's education course and pass written test.
Written Exam certification expires in 180 days so test must be taken within 30 days teen's 15th birthday.
2. Obtain instruction permit at DMV after passing eye-test. Must be 15 yrs.
3. Log 50 hours of driving with a licensed parent, legal guardian or driving instructor. (Ten hours must be at night) See middle section of Parent Supervised Driving Guide.
4. Complete 6 hrs behind-the-wheel training with certified instructor – **(mandatory within 6 months of classroom)**. [With TopCops!](#)
5. Take driving test. May take with [TopCops](#) or at DMV. (must be 16 yrs.)
Must hold permit for **365 days**....Not 16th birthday-
6. Complete application for a restricted license at DMV (after one year with a permit) Must be 16 yrs.





Graduated Driver's License (GDL)


Colorado Drivers:

1. Instruction Permit age 15
2. Restricted License age 16
3. Full Privilege License age 18



Colorado's licensing program requires applicants to:

- ▶ take 30 hours of course study,
- ▶ a written test, (for the permit)
- ▶ behind the wheel training, (with certified instructor)
- ▶ 50 hours behind the wheel, (with parent)
- ▶ and a driving exam. (after holding permit for 365 days/12 mths)



Benefits of the GDL Program

- Research shows that: “...graduated licensing programs have compelling effects on reducing the crashes of novice drivers in the United States. Studies have found crash reductions in some states up to **30 percent**. 50 states have GDL program.
- The CDC notes that the number 1 killer of teens between 12-19 years of age is ACCIDENTS. 75% of these accidents they speak of are vehicle accidents.
- Auto Insurance Reduction in Cost- Students should qualify for a 20% discount to the age of 25 yrs. Check with your insurance company for details.
- To Qualify for discount = 30 classroom hours **PLUS** 6 BTW



Your teen can not be added to your auto insurance policy until your teen receives his or her restricted license. They will drive under the umbrella of your insurance while they have their permit. However, you should let your insurance company know that your teen is starting to drive.





30 Hour Classroom Instruction

- ▶ 1. **Class Times:** 8:30am -4:30 pm. Please call or email if student will not be at class. Please be on time and logged in.
- ▶ 2. Student **will need** lunch, snacks and water. Lunch time: 12:00-12:30.
- ▶ 3. Parent's assistances- make sure student is in front of camera for full 30 hrs.
- ▶ 4. Students will take the **permit test** on 5th day of class if: (please sign up)
 - ▶ -If you are 15 yrs old today- raise your hand. Testing June 2nd – sign up
 - ▶ -If you will be 15 yrs by ____ (30 days) from today- taking the test 4th day .
 - ▶ -If you will be 15 yrs after ____ (30 days) you will come back to take test. When you come back for the test you will have a review. You will need to signup.
- ▶ **Paperwork for PERMIT:**
 - ▶ 1. **DMV Pre-registration account.** Please make sure you set up an account with the DMV for us to enter your student's completion of 30 hours class, written test, BTW and drive test.
 - ▶ Please send your pre-registration number to TopCops: 000-000-000 in this format.



General Virtual Classroom Expectations:

1. Be logged in and ready to learn by 8:30 am each day. (mute mic)
 2. Stay logged in from 8:30 am to 4:30 pm. (turn off camera breaks/lunch)
 3. Always stay within camera view . We must be able to see your face.
 4. Use the chat function for questions ONLY.
 5. Make sure you are always muted.
 6. Breaks will be 10 min in length scheduled every hour.
 7. Use scheduled breaks for restroom/snack, etc.
 8. If you need to break outside of scheduled breaks, please send Dr. Groom a private message on Chat when you leave and return.
 9. Lunch break will be 30 min (at noon).
 10. We are required by DMV to take random attendance checks.
 11. Participating is the path to pass the permit test.
 12. Stay focused (off phone, off other web sites, games, etc.).
 13. Stay awake!
- Parents: When logging on please be sure to mute mic and turn off video at breaks. We are asking for your assistances with ensuring your child is on camera for all 30 hours.

** The DMV will be auditing the class. It is important that students always stay visible, in camera view always and pay attention.*







DMV Emailed Forms

DO NOT NEED THIS FORM at the DMV

Emailed to email listed on DMV Pre-registration account (Check junk mail or spam for email from DMV- not TopCops)

 **COLORADO**
Department of Revenue
Division of Motor Vehicles

Third Party Exam Completion


399172

The following exam has been completed by **KAY ALTSHULER**:

School: TOP COPS DRIVING SCHOOL
Exam Date: 13-Aug-2017
Exam: Driver Education Program
Status: Pass

Please take this with you upon visiting the DMV.



TopCops Teaching Components for Class & BTW

The TopCops driver-education program is based in part on the following key concepts:

1. Driving is primarily a decision-making process. Your new driver will learn how to use the **SIPDE** Process and Zone Control to become a safe driver.
2. How maturity, emotions, and attitude affect your driving.
3. Knowing your limits and the vehicle's capabilities.
4. Drugs and alcohol will impair your ability to be a low-risk driver.
5. TopCops curriculum is interactive with focus on rules and regulations of driving through lectures, games, and small group activities. We use stories of past police investigations, but we never use FEAR based instruction!



Did you know?? For 16-17 year olds, carrying just one passenger increases the crash risk by about 50 percent.





TopCops Driving School 6 BTW/Drive Test

Driving is something that your kid will probably do every day for the rest of their lives. It is the goal of TopCops to give your new driver all the tools they need to be a safe driver. We partner with the student and parents to develop the skills that will make them proficient drivers.

TopCops 6 Hour BTW Instruction includes:

Two 3-hour lessons include:

- 1-Basic Car Control and Scanning,
- 2-Hazard and Risk Management and
- 3-Advanced Decision Making and Highway driving.

Behind the Wheel Drive Test:

Must hold permit for **365 days (12 months)**

BEFORE they can take the drive test. 16th BD is not a factor. Just date of issue of the permit.





Teens and Car Insurance



- Teens are covered under the umbrella of your insurance policy while driving with a Permit.
- Good idea to notify your insurance company they have their permit.
- Can not put teens on your insurance policy until they have their restricted drivers license.
- Should get a 20% discount to the age of 25 yrs old with the classroom instruction **AND** the 6 hours BTW.
- Cheapest coverage? 4-door sedan, 4-cylinder engine, +10 years old.



Parent Tips – Driving



1. Review website for Parent driving guide and handbook...
2. Practice a lot... But NO passengers under 21!
3. Get in the mood: only practice when both are ready
4. Start simple: begin with basics, slow in your neighborhood
5. Start sunny: begin practice in good weather
6. Be a good role model: no texting or talking on cell phone
7. Talk with your teen about what they see as they drive.
8. Take deep breaths-remain calm and focused
9. Drive 5-10 hrs. before certified instruction (TopCops web site)



Did you know?? Parents can cut their teen driver's crash risk in half if they set driving rules and monitor them in a supportive, non-controlling way.



Secret Parent Tip...





Teen Driving Restriction Passengers:

Teens with a permit:


No passengers under 21 other than a driving instructor, parent or other adult. Driving should be practicing towards completing the 50 hour log.

Teens with a license:

- > For the first **six months**, no passengers under 21, unless a parent or other licensed adult driver is in the vehicle.
- > For the **next six months**, one passenger under age 21 (unsupervised). Siblings and passengers with medical emergencies are exceptions.
- > At any time, no more than one passenger is allowed in the front seat. (Kids like to shove more passengers than seat belts)-



Teen Driving Restrictions Cont....



1. Mandatory Seat Belts: By law, ALL teen drivers and passengers **MUST** wear a seat belt (no sharing). Your teen could be pulled over and ticketed for not buckling up. Teen driver is also responsible for all passengers.
2. Power Down: Help protect your teen by enforcing the current cell phone law: teens under age 18 are prohibited from texting or talking on a cell phone while driving. Teens can be fined and may lose their license.
3. Curfew: For the first year as a licensed driver, your teen must abide by a curfew. No driving between midnight and 5 am unless accompanied by an instructor, parent or legal guardian.

1st offense: \$65.00 fine 2 pts

2nd offense: \$100 fine 2 pts



Expressed Consent Laws

All states have enacted the Expressed Consent Law.

When you get your driver's license, you agree that if you are stopped for cause and you consent to having a police officer give you a test for the presence of alcohol.

If you refuse to take the test, your license may be revoked.

Drunk Driving: Driving under the influence- even a trace on minor drivers- is punishable by law.






DMV- Organ Donor Program

You can fill out an organ donation declaration on your driver's license or by signing an organ donor card at DMV when your teen gets their license.

The most important step in considering organ donation is discussing the decision with your teen **before** you get to DMV.

Just an FYI.....have private conversation prior to DMV visit!



Did you know?? Teens are less likely than adults to understand the risks of driving because they lack experience. Their brains are still developing well into their 20's, affecting their judgment while driving■





Items to take to DMV to get Permit:

- ▶ 1. Birth Certificate or Passport
 - ▶ 2. 2-Proof of residency (driver license, bill)
 - ▶ 3. The teens Social Security Card
 - ▶ 4. Cash, check or CC to pay fee
 - ▶ Give yourself 3-4 hours for the visit to DMV
-
- OPTIONAL items to take to DMV
 - ▶ Third party transaction statement for 30-hour classroom and
 - ▶ written test (Given/emailed at completion of class)

Year in Review (next 12 months)



- ▶ 1. Go to DMV get permit (when 15 yrs old)
- ▶ 2. Schedule 6 hours BTW in the first 6 months they hold the permit (mandated)
 - TopCops would like to see them in the first 8 weeks they hold their permit (BTW is designed to teach them how to drive, not to correct bad habits)
 - Schedule the drives 2 weeks apart
- 3. Drive with teen 50 hours (10 at night)
- 4. Schedule Drive test 12 months from date of issue of permit (check permit for date)



TopCops Behind-the-Wheel Options

Students set up an on-line account at

topcopsdrivingschool.com



6 Hours:	6 Hours + Driver Test:	Driver Test Only:	Extras:
Private	Private		
Drive one-on-one with a police officer in an unmarked police car. Two-three hour sessions.	Drive one-on-one with a police officer in an unmarked police car. Two-three hour sessions + 15 minute driver test.	Take the driver test and avoid the DMV.	Home pick ups and drops offs. Total of two home pick ups and two home drop offs.
\$375	\$395	\$65	\$90
Register on line at :	topcopsdrivingschool.com	Prices Include:	\$5.00 online account fee



Follow us on Facebook and Instagram

Facebook


Follow Us on Facebook!



facebook.com/topcopsds

Instagram

Follow Us on Instagram!



instagram.com/topcopsds

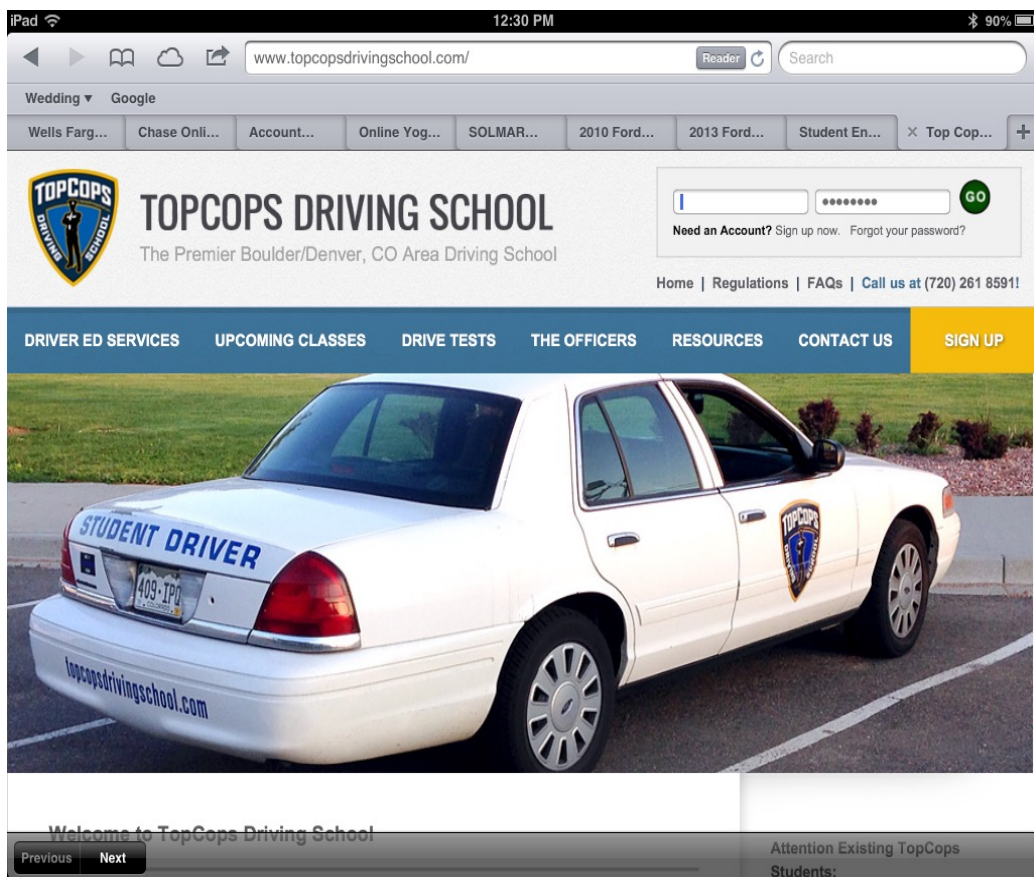


Register for 6 Hour Behind the Wheel Training by:

1. log on to: www.topcopsdrivingschool.com

2. Choose “Sign Up Now”
from home page

3. Create Student Account



Create a New Student Account

* Denotes a required field

Student Information

Title * First Name * MID * Last Name *

Email Address *

Home Phone * Cell Phone

Birth Date (mm/dd/yyyy) *

Parent (Guardian) #1

First and Last Name * Email Address *

Username * Password * Confirm Password *

Applicant School * Select Your School

Select the school you attend (otherwise, the closest school to your home address), to see courses available in your area.

REGISTER



TopCops Driving School




Visit us at:

topcopsdrivingschool.com

720.261.8591

Topcopsds@gmail.com

Follow Us on Instagram!



instagram.com/topcopsds



Follow Us on Facebook!



facebook.com/topcopsds