

# TopCops Parent Orientation

## Welcome!

▣ FOLLOW US ON FACEBOOK AND INSTAGRAM!

▣ Phone: 720.261.8591

▣ Web site: [topcopsdrivingschool.com](http://topcopsdrivingschool.com)

▣ Email: [topcopsds@gmail.com](mailto:topcopsds@gmail.com)

▣ Instructor: Sgt. Matt Cabot

▣ Proctor: Dr. Melinda Groom

Follow Us on Facebook!



[facebook.com/topcopsds](https://facebook.com/topcopsds)

Follow Us on Instagram!




[instagram.com/topcopsds](https://instagram.com/topcopsds)



## GDL process starting at age 14 ½-15

1. Complete 30-hour driver's education course and pass written test. Written Exam certification expires in 180 days.
2. Obtain instruction permit at DMV after passing eye-test. Must be 15 yrs.
3. Log 50 hours of driving with a licensed parent, legal guardian or driving instructor. (Ten hours must be at night) See middle section of Parent Supervised Driving Guide.
4. Complete 6 hrs behind-the-wheel training with certified instructor – (**mandatory within 6 months of classroom**). **With TopCops!**
5. Take driving test. May take with **TopCops** or at DMV. (must be 16 yrs.) **Must** hold permit for **365 days**....Not 16<sup>th</sup> birthday-
6. Complete application for a restricted license at DMV (after one year with a permit) Must be 16 yrs.






# Graduated Driver's License (GDL)

## Colorado Drivers:

1. Instruction Permit age 15
2. Restricted License age 16
3. Full Privilege License age 18



Colorado's licensing program requires applicants to:

- take 30 hours of course study,
- a written test, (for the permit)
- behind the wheel training, (with certified instructor)
- 50 hours behind the wheel, (with parent)
- and a driving exam. (after holding permit for 365 days/12 mths)



# Benefits of the GDL Program

- Research shows that: “...graduated licensing programs have compelling effects on reducing the crashes of novice drivers in the United States. Studies have found crash reductions in some states up to **30 percent**. 50 states have GDL program.
- The CDC notes that the number 1 killer of teens between 12-19 years of age is ACCIDENTS. 75% of these accidents they speak of are vehicle accidents.
- Auto Insurance Reduction in Cost- Students should qualify for a 20% discount to the age of 25 yrs. Check with your insurance company for details.
- To Qualify for discount = 30 classroom hours **PLUS** 6 BTW

Your teen can not be added to your auto insurance policy until your teen receives his or her restricted license. They will drive under the umbrella of your insurance while they have their permit. However, you should let your insurance company know that your teen is starting to drive.





# 30 Hour Classroom Instruction

- 1. **Class Times:** 8:30am -3:30 pm. Please call or email if student will not be at class. Please be on time.
- 2. Student **will need** lunch, snacks and water. Lunch time: 12:00-12:30.
- 3. Students will take the **permit test** on the last day of class.

## □ **Paperwork for PERMIT:**



- 1. **DMV Pre-registration account.** Please make sure you set up an account with the DMV for us to enter your student's completion of 30 hours class, written test, BTW and drive test.
- Please send your pre-registration number to TopCops: 000-000-000 in this format.
- [topcopsds@gmail.com](mailto:topcopsds@gmail.com)



# Overview of TopCops Classroom Expectations

## TopCops Classroom Expectations

### TopCops Core Values

- Trust
- Safety
- Professionalism
- Fun

- Proper attire worn at all times.
- Improper language not tolerated in classroom.
- No food or drinks in classroom, water bottles are OK.
- Participate in discussions, limit conversation that is not about content of class.
- No cell phones, iPods, etc.
- Provide 24-hour notice if you need to make up a session. (Must be completed within 30 days.)
- Communicate with the instructor any special requests. We will work with you to accommodate if possible.

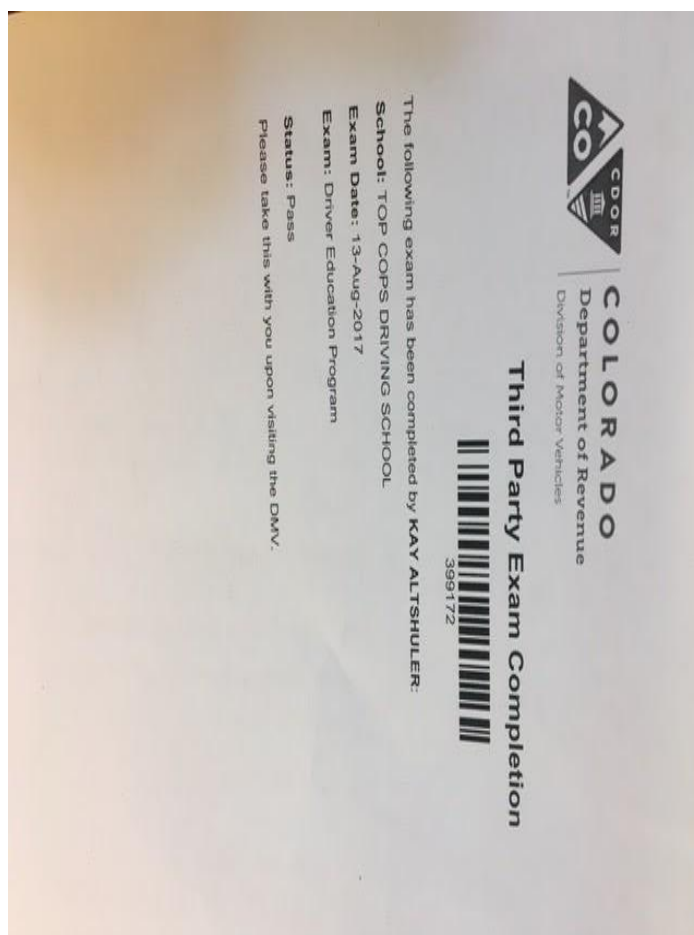




# DMV Emailed Forms

**DO NOT NEED THIS FORM at the DMV**

**Emailed to email listed on DMV Pre-registration account (Check junk mail or spam for email from DMV- not TopCops)**





# TopCops Teaching Components for Class & BTW

*The TopCops driver-education program is based in part on the following key concepts:*

1. Driving is primarily a decision-making process. Your new driver will learn how to use the **SIPDE** Process and Zone Control to become a safe driver.
2. How maturity, emotions, and attitude affect your driving.
3. Knowing your limits and the vehicle's capabilities.
4. Drugs and alcohol will impair your ability to be a low-risk driver.
5. TopCops curriculum is interactive with focus on rules and regulations of driving through lectures, games, and small group activities. We use stories of past police investigations, but we never use FEAR based instruction!



**Did you know?? For 16-17 year olds, carrying just one passenger increases the crash risk by about 50 percent.**





# TopCops Driving School 6 BTW/Drive Test

Driving is something that your kid will probably do every day for the rest of their lives. It is the goal of TopCops to give your new driver all the tools they need to be a safe driver. We partner with the student and parents to develop the skills that will make them proficient drivers.

## **TopCops 6 Hour BTW Instruction includes:**

***Two 3-hour*** lessons include:

- 1-Basic Car Control and Scanning,
- 2-Hazard and Risk Management and
- 3-Advanced Decision Making and Highway driving.

## **Behind the Wheel Drive Test:**

Must hold permit for **365 days (12 months)**

**BEFORE** they can take the drive test. 16<sup>th</sup> BD is not a factor. Just date of issue of the permit.





# Teens and Car Insurance



- Teens are covered under the umbrella of your insurance policy while driving with a Permit.
- Good idea to notify your insurance company they have their permit.
- Can not put teens on your insurance policy until they have their restricted drivers license.
- Should get a 20% discount to the age of 25 yrs old with the classroom instruction **AND** the 6 hours BTW.
- Cheapest coverage? 4-door sedan, 4-cylinder engine, +10 years old.



# Parent Tips – Driving



1. Review website for Parent driving guide and handbook...
2. Practice a lot... But NO passengers under 21!
3. Get in the mood: only practice when both are ready
4. Start simple: begin with basics, slow in your neighborhood
5. Start sunny: begin practice in good weather
6. Be a good role model: no texting or talking on cell phone
7. Talk with your teen about what they see as they drive.
8. Take deep breaths-remain calm and focused
9. Drive 5-10 hrs. before certified instruction (TopCops web site)



Did you know?? Parents can cut their teen driver's crash risk in half if they set driving rules and monitor them in a supportive, non-controlling way.



# Secret Parent Tip...





# Teen Driving Restriction Passengers:

## Teens with a permit:


**No passengers under 21** other than a driving instructor, parent or other adult. Driving should be practicing towards completing the 50 hour log.

## Teens with a license:

- > For the first **six months**, no passengers under 21, unless a parent or other licensed adult driver is in the vehicle.
- > For the **next six months**, one passenger under age 21 (unsupervised). Siblings and passengers with medical emergencies are exceptions.
- > At any time, no more than one passenger is allowed in the front seat. (Kids like to shove more passengers than seat belts)



# Teen Driving Restrictions Cont....



1. Mandatory Seat Belts: By law, ALL teen drivers and passengers MUST wear a seat belt (no sharing). Your teen could be pulled over and ticketed for not buckling up. Teen driver is also responsible for all passengers.
2. Power Down: Help protect your teen by enforcing the current cell phone law: teens under age 18 are prohibited from texting or talking on a cell phone while driving. Teens can be fined and may lose their license.
3. Curfew: For the first year as a licensed driver, your teen must abide by a curfew. No driving between midnight and 5 am unless accompanied by an instructor, parent or legal guardian.

1<sup>st</sup> offense: \$65.00 fine 2 pts

2<sup>nd</sup> offense: \$100 fine 2 pts



# Expressed Consent Laws

All states have enacted the Expressed Consent Law.

When you get your driver's license, you agree that if you are stopped for cause and you consent to having a police officer give you a test for the presence of alcohol.

If you refuse to take the test, your license may be revoked.

**Drunk Driving:** Driving under the influence- even a trace on minor drivers- is punishable by law.






# DMV- Organ Donor Program

You can fill out an organ donation declaration on your driver's license or by signing an organ donor card at DMV when your teen gets their license.

The most important step in considering organ donation is discussing the decision with your teen **before** you get to DMV.

**Just an FYI.....have private conversation prior to DMV visit!**



**Did you know?? Teens are less likely than adults to understand the risks of driving because they lack experience. Their brains are still developing well into their 20's, affecting their judgment while driving ■**

# Take a Picture of your Permit



- myColorado Mobile App Wallet

- Accepting Colorado Digital ID™ as Proof of Identification
- The myColorado™ mobile app Wallet, is a secure electronic version of a Colorado driver license or state identification card. Coloradans can use their Digital ID on a smartphone for proof of identity, age, and residency within the state, and Colorado businesses and government agencies are authorized to accept it.



# Items to take to DMV to get Permit:



- 1. Birth Certificate or Passport
- 2. 2-Proof of residency (driver license, bill)
- 3. Know the Student Social Security Number
- 4. Cash, check or CC to pay fee
- Give yourself 3-4 hours for the visit to DMV

## ● **OPTIONAL items to take to DMV**

- Third party transaction statement for 30-hour classroom and written test (Given/emailed at completion of class)

# Year in Review (next 12 months)



- 1. Go to DMV get permit (when 15 yrs old)
- 2. Schedule 6 hours BTW in the first 6 months they hold the permit (mandated)
  - TopCops would like to see them in the first 8 weeks they hold their permit (BTW is designed to teach them how to drive, not to correct bad habits)
  - Schedule the drives 2 weeks apart
- 3. Drive with teen 50 hours (10 at night)
- 4. Schedule Drive test 12 months from date of issue of permit (check permit for date)



# TopCops Behind-the-Wheel Options

Students set up an on-line account at

**topcopsdrivingschool.com**



6 Hours:  Private	6 Hours + Driver Test:  Private	Driver Test Only:	Defensive Drive:
Drive one-on-one with a police officer in an unmarked police car. Two-three hour sessions.	Drive one-on-one with a police officer in an unmarked police car. Two-three hour sessions + 15 minute driver test.	Take the driver test. DMV no longer gives the drive test.	<b>COURSE COMPONENTS</b> <ul style="list-style-type: none"> <li>*ABS Braking</li> <li>*Tactical Decision Making</li> <li>*Situational Awareness</li> <li>*Evasive Driving (Hazard and Obstacle Avoidance,</li> <li>*Emergency Stopping)</li> <li>*Precision Skills (Vehicle</li> <li>*Control in Tight Maneuvers)</li> <li>*Threshold Braking (Winter Driving</li> <li>*Techniques)</li> <li>Distracted Driving (Texting While Driving)</li> </ul>
<b>\$420</b>	<b>\$470</b>	<b>\$95</b>	<b>\$250</b>
Register online at :	<a href="http://topcopsdrivingschool.com">topcopsdrivingschool.com</a>	Prices Include:	\$5.00 online account fee



# Follow us on Facebook and Instagram

## Facebook

Follow Us on Facebook!



[facebook.com/topcopsds](https://facebook.com/topcopsds)

## Instagram

Follow Us on Instagram!



[instagram.com/topcopsds](https://instagram.com/topcopsds)

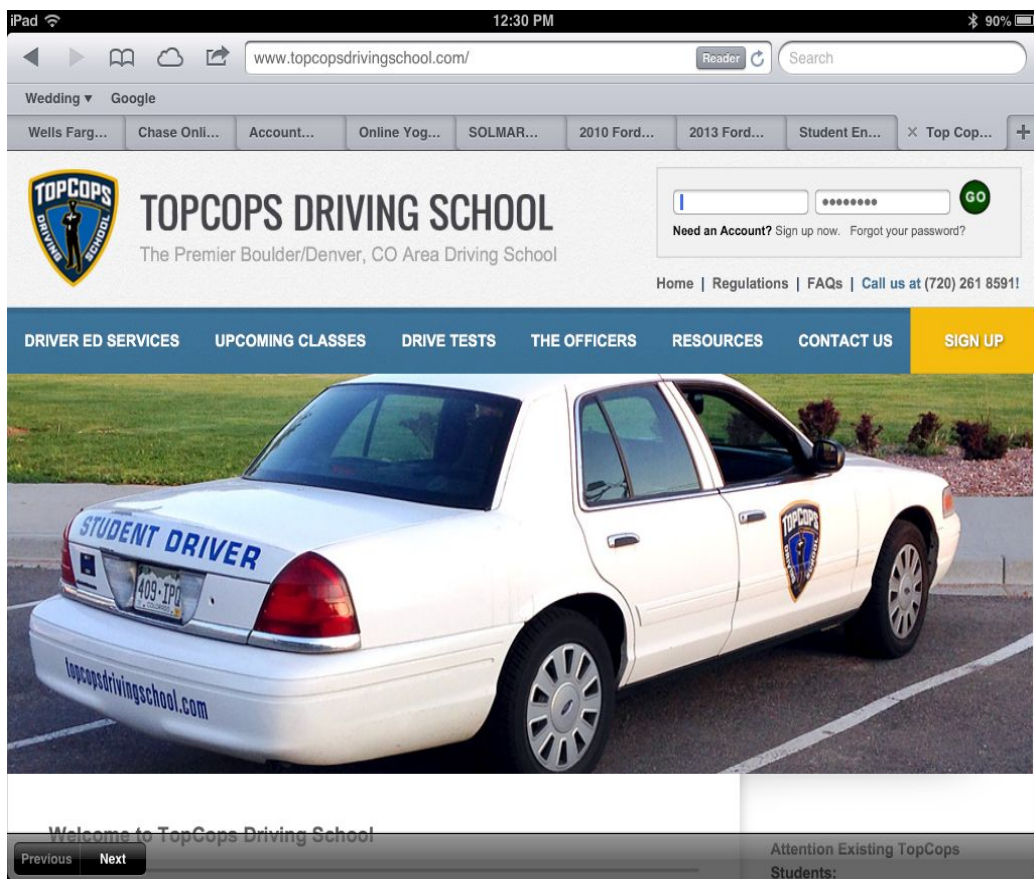


# Register for 6 Hour Behind the Wheel Training by:

1. log on to: [www.topcopsdrivingschool.com](http://www.topcopsdrivingschool.com)

2. Choose “Sign Up Now”  
from home page

3. Create Student Account



\* Denotes a required field

**Student Information**

Title \* First Name \* MID \* Last Name \*

Email Address \*

Home Phone \* Cell Phone

Birth Date (mm/dd/yyyy) \*

**Parent (Guardian) #1**

First and Last Name \* Email Address

Username \* Password \* Confirm Password \*


Applicant School \* Select Your School

Select the school you attend (otherwise, the closest school to your home address), to see courses available in your area.

**REGISTER**



# TopCops Driving School



Visit us at:

**topcopsdrivingschool.com**

**720.261.8591**

**Topcopsds@gmail.com**

**Follow Us on Instagram!**



**instagram.com/topcopsds**



**Follow Us on Facebook!**



**facebook.com/topcopsds**